

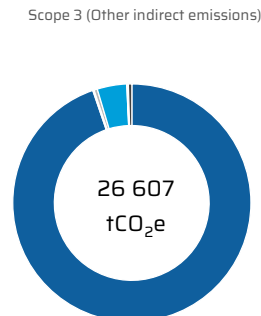
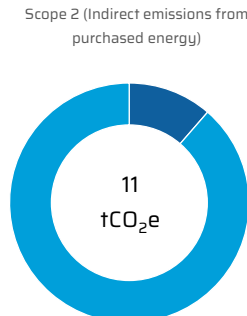
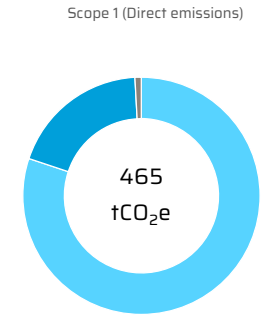
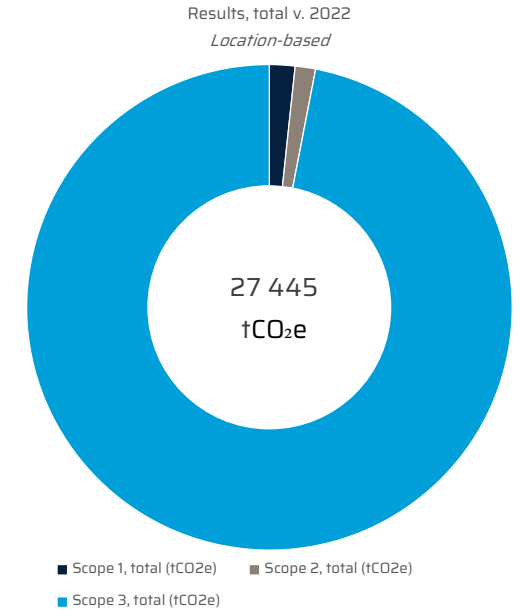
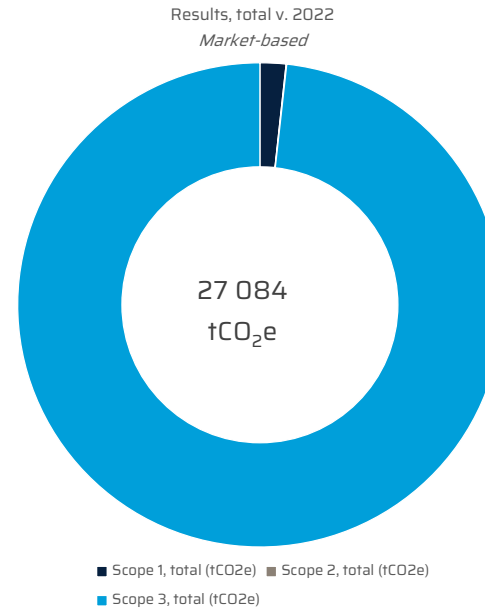
## Carbon footprint of Helkama Bica Oy in 2022

The carbon footprint of Helkama Bica Oy was 27 084 tCO<sub>2</sub>e

- Scope 1: 465 tCO<sub>2</sub>e
- Scope 2: 11 tCO<sub>2</sub>e
- Scope 3: 26 607 tCO<sub>2</sub>e

The largest emission sources were:

- Manufacture of materials used for production 25 190 tCO<sub>2</sub>e (93%)
- Transport of materials 1 076 tCO<sub>2</sub>e (4%)
- Own energy production 373 tCO<sub>2</sub>e (1,4%)



- Own energy production
- Fuel consumption in company vehicles
- Refrigerant leaks

- Electricity - Kaarina warehouse
- District Heat - Kaarina warehouse

- Purchased goods and services
- Capital goods
- Fuel and energy related activities
- Transportation and distribution
- Waste treatment and transportation
- Business travel
- Employee commuting

Total CO <sub>2</sub> emissions by	kgCO <sub>2</sub> e	tCO <sub>2</sub> e	
Carbon footprint calculated for year	27 083 830	27 084	CO <sub>2</sub> e per year
Total sales of company in the calculation year [eur]	0,3	0,0003	CO <sub>2</sub> e per turnover eur
Amount of employees	149 634	150	CO <sub>2</sub> e per employee
Produced tonnes per year [ton]	3 365	3	CO <sub>2</sub> e per production tonnes
Produced standard hours per year [h]	95	0	CO <sub>2</sub> e per working hour